

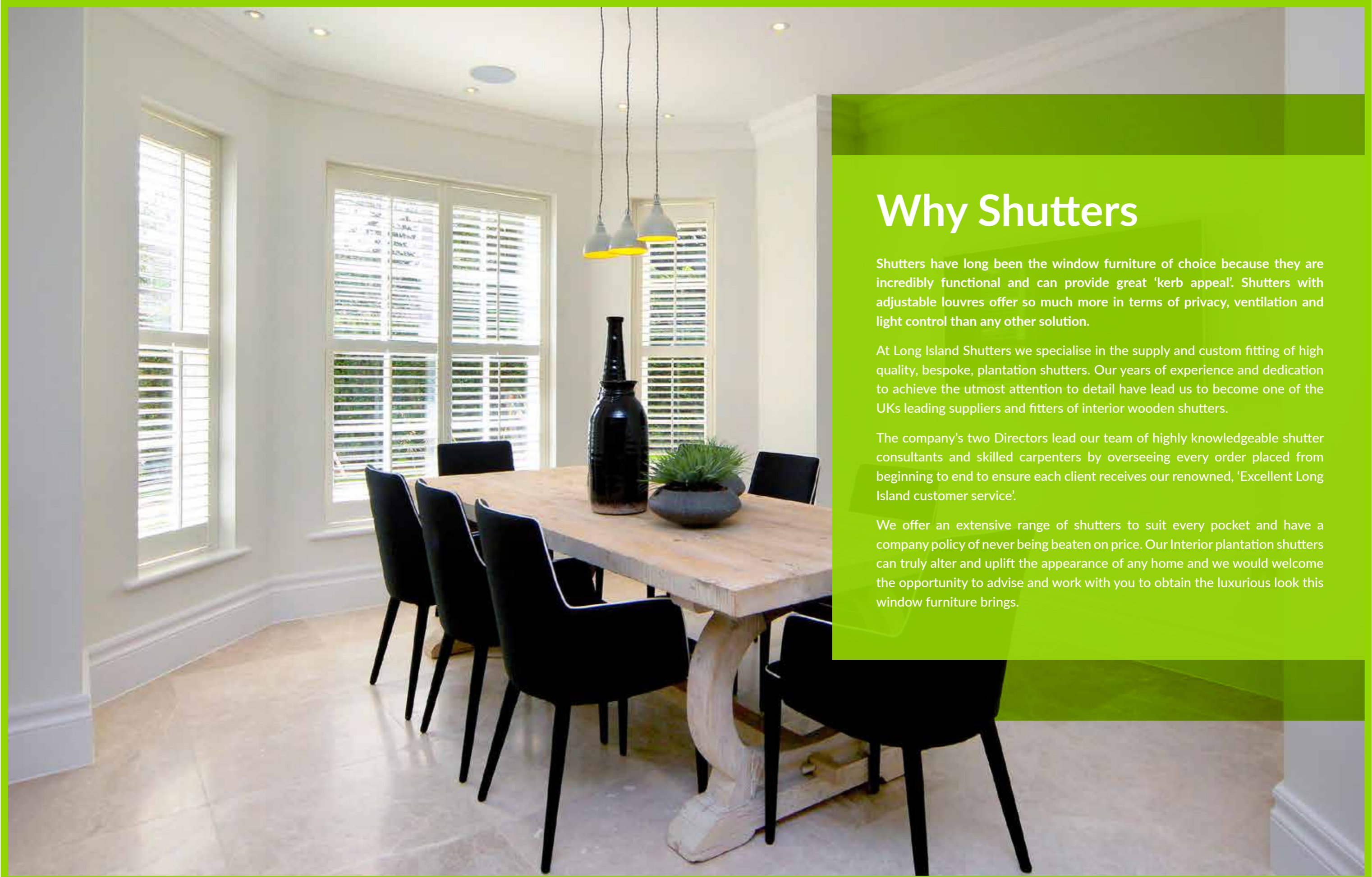
long island
SHUTTERS

blinds
express

why compromise..?



The highest quality from start to finish



Why Shutters

Shutters have long been the window furniture of choice because they are incredibly functional and can provide great 'kerb appeal'. Shutters with adjustable louvres offer so much more in terms of privacy, ventilation and light control than any other solution.

At Long Island Shutters we specialise in the supply and custom fitting of high quality, bespoke, plantation shutters. Our years of experience and dedication to achieve the utmost attention to detail have led us to become one of the UK's leading suppliers and fitters of interior wooden shutters.

The company's two Directors lead our team of highly knowledgeable shutter consultants and skilled carpenters by overseeing every order placed from beginning to end to ensure each client receives our renowned, 'Excellent Long Island customer service'.

We offer an extensive range of shutters to suit every pocket and have a company policy of never being beaten on price. Our Interior plantation shutters can truly alter and uplift the appearance of any home and we would welcome the opportunity to advise and work with you to obtain the luxurious look this window furniture brings.

OUR SHUTTERS

All Long Island Shutters are highly desirable, with excellent value for money guaranteed throughout our entire range. One thing we are committed to, is which ever range you choose, our quality control procedure will be of the highest standard.

Choose from our six different ranges to suit your home

The Elwood Range

This is our most popular and cost effective range. An engineered wood based product constructed from a Laminated Wooden Core and Low Density fibreboard. The product features an American polymer coating which provides an extremely durable finish, it is available in nine colours.

The Jefferson Range

The Jefferson Range is another engineered product with a laminated wooden core but has ABS Louvres. This allows for wider panel widths and is available in 28 standard colours.

The Westbury Range

Constructed from Solid Lime Wood, The Westbury range is a competitively priced hardwood. The product features an oil based paint finish in a selection of subtle colours.

The Lynbrook Range

Also Constructed from Solid Lime Wood this range is most often used to fit arched and shaped windows. It is also available in a large variety of colours including custom colours.

The Eastport Range

The Eastport range is a very lightweight hardwood constructed with a laminated wooden core and features a distinctive wood grain. It is available in a large selection of wood stains, colours and custom colours. This product can also be used for arched and shaped windows.

The Long Beach Range

Ideal for harsh environments such as bathrooms, wet rooms and showers. This product is constructed with Marine Grade Stainless Steel hinges and waterproof hardware. This closed cell composite shutter ensures superior strength and durability in any wet or damp environment.

All of our ranges are constructed with Mortise and Tenon joints to ensure strength and durability.



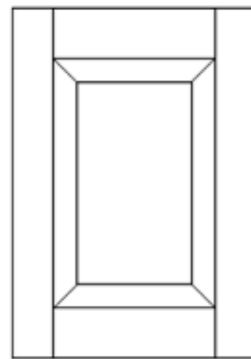


SOLID SHUTTERS

Our solid raised panel shutters are options only for the Eastport and Lynbrook ranges

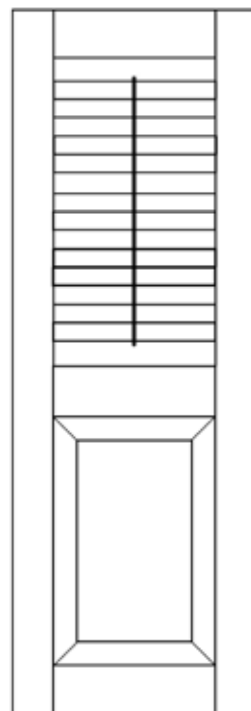
Used extensively over the last couple of hundred years in the UK, solid shutters offer near blackout whilst also giving you almost complete insulation from noise and neighbours.

They are fitted in the same way as louvre shutters and are not generally suitable as replacements for Regency tapered reveal box fitting. They are used a lot for folding / concertina tracked partitions and they make very good, superior quality, light folding doors.



Solid Raised

12mm thick centre panels with 28.6mm x 40mm stiles. Now with rebated top and bottom rail options for tier on tier for even less light infiltration.



Solid Base & Louvre Top

As solid raised but with top louvres, very suitable for sliding partitions and French Windows with solid bases.

Available
for the
Eastport and
Lynbrook
Ranges



CONSERVATORY

Make your conservatory part of your home all year round - warm and cosy in the winter, cool and shady in the summer.

Our range of products and louvre sizes will help you find just the right look to compliment your conservatory and make it an integral part of your home

Conservatory shutters, apart from looking great, offer a degree of flexibility simply not possible with most other shading options.

Unlike fabric based shading systems, shutters will not rot, sag or age over time and are also easy to keep clean.



COLOUR OPTIONS

We have an extensive colour palette across our shutter range.

If you're looking for a bespoke colour, our custom colour matching service will be able to create shutters that match it perfectly.



Available in
Elwood




Available in
Westbury
Lynbrook
Jefferson
Long Beach



Available in
Eastport





Long Island Plantation Shutters are custom-made to compliment and enhance your home.

SPECIAL SHAPES

Interior shutters offer a stylish alternative to other window dressings, and with their different styles they are able to offer the options of Full height, Tier on tier or Cafe.

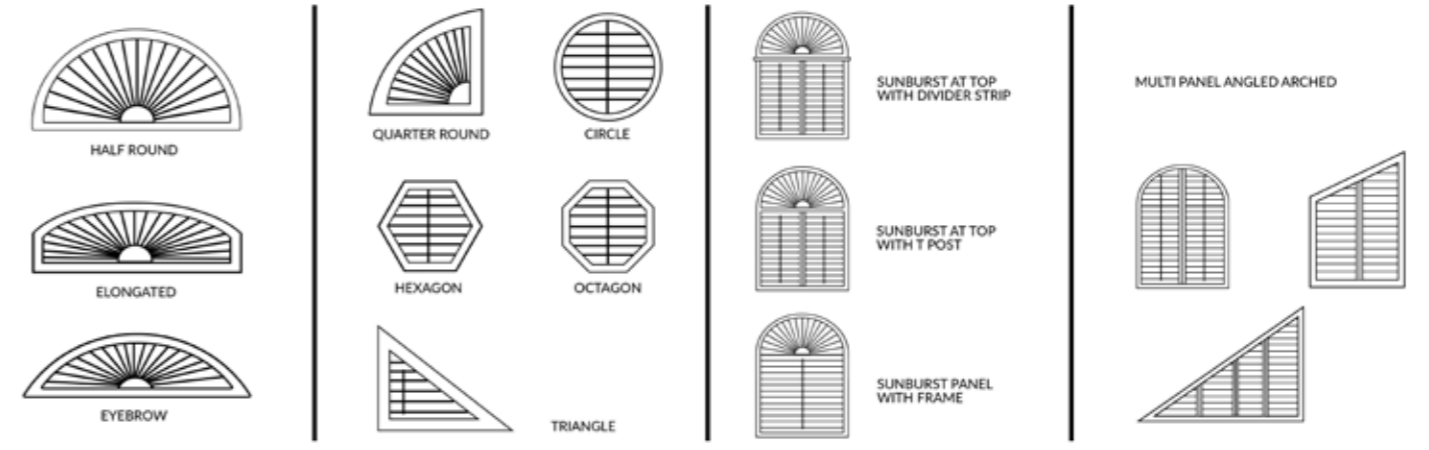
We are able to make shutters for all shaped windows and doors at affordable prices because we have developed new manufacturing technologies.

Curved shutters are available only in the Lynbrook and Eastport ranges. Triangular shutters are available in all our product ranges.

Shutters are the only dressing that can retain the unique shape of your window.

French Door Cut Outs

Fitted on the door itself, used for inward opening glazed doors, typically with Juliet balconies.



STYLES

Interior shutters offer a stylish alternative to other window dressings, and with their different styles they are able to offer the options of Full height, Tier on tier or Cafe.



Full Height



Tier on Tier




Cafe



It is important to select the correct colour finish to suit your room. We offer an extensive range of colours suitable for all decors.

CREDIT: THE CRAZY BEAR HOTEL



HOTELS & RESTAURANTS

Long Island have supplied many hotels, bars and restaurants in and around the London and South-east Area.

Our superior shutters have given Proprietors the effortless chic look they have been striving for.

Bringing their decor up-to-date with a current fresh look, an elegance which makes it stand out from the rest with a welcomed easy maintenance



TRACKING & FITTING

There are many ways to fit shutters, in the reveal, on the reveal or on the outside of the reveal, all are possible.


Tracking

Shutters and partitions can be installed in tracks. A spring loaded precision engineered roller enables the panels to glide smoothly across the ceiling or floor. These tracks can be fitted to the surface or hidden in a recess.

Fitting

There are many ways to fit shutters and there is no one way that is better than another. You may fit them inside the reveal, the most common way, or on the edge of the reveal or outside the reveal, all are permissible methods. The room will generally dictate the fitting location.

Shutters are manufactured perfectly square unless specially shaped, and will not hide a subsided bay window or tilted window entirely.





Visit Our Showroom Today

Unit 14a
 Woodside Ind Estate
 Woodside
 Thornwood Common
 Epping, Essex
 CM16 6LJ

Opening Times

Monday - Friday : 9am - 5pm

GET IN TOUCH


Interested in our shutters? Please use the information below to get in touch with our partners at Blind Express.

Phone: 01634 564770

Email: sales@conservatoryblindsexpress.co.uk

www.conservatoryblindsexpress.co.uk





long island
SHUTTERS



Proud members of
Checkatrade.com
Where reputation matters